

CBHLoadNet

My Dashboard User Guide

General

[How to access My Dashboard](#)

[Navigating My Dashboard](#)

[How to use the Filters](#)

[A closer look at the Snapshot section](#)

[A closer look at the Grade Splits & Summary](#)

Fixing unmatched paddocks

[Overview](#)

[Update loads with an unknown or no paddock](#)

[Update loads with an unmatched estimate](#)

How to access My Dashboard

My Dashboard is a reporting tool that you can access via your **LoadNet** account under the **Business Details** menu or from a link in Paddock Planner.

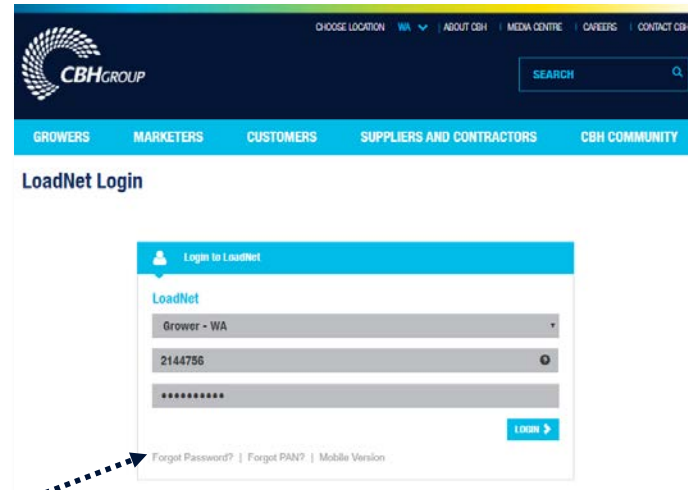
You will need a Personal Access Number (PAN) to log in to LoadNet. If you don't have a PAN, go to www.cbh.com.au to select **Register with CBH** and follow the prompts.

You can use **My Dashboard** on your laptop, desktop computer or tablet device. It does not work on mobile devices.

We recommend using **Chrome, Firefox** or **Edge** internet browsers for the best experience with LoadNet and Paddock Planner. If you have Windows10 you can easily download Chrome or Firefox.

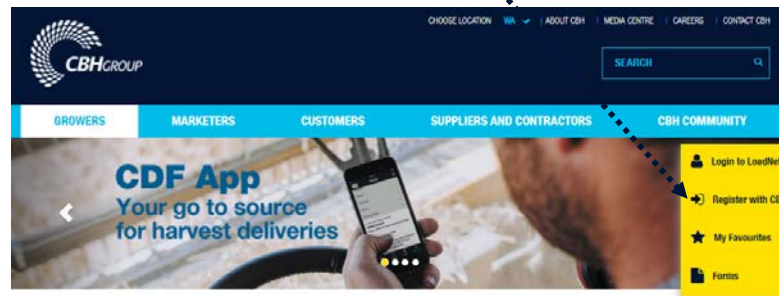
We do not recommend using Internet Explorer (IE) as it is an obsolete browser and a poor user experience.

Step 1 – Go to LoadNet and select **Grower – WA**, enter your **Personal Access Number (PAN)** and **Password** then select the **LOGIN** button.

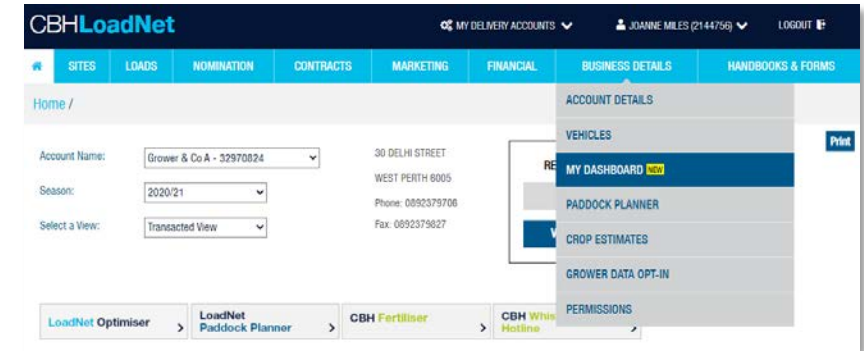


Use the links provided if you have forgotten your PAN or Password to re-set them.

If you don't have a Personal Access Number (PAN), go to www.cbh.com.au to select **Register with CBH** and follow the prompts.



Step 2 – From the home page go to **Business Details** in the top menu bar, then select **My Dashboard**.



Navigating My Dashboard

When more **Seasons** and **Reports** are available you will be able to select the ones you want to view.

Use the **Filters** to narrow your view of the report. All sections in the report will update based on your selections.

Select **CLEAR FILTERS** to re-set to the default view.

See [page 6](#) for a closer look at filters.

CBHLoadNet MY DELIVERY ACCOUNTS JOANNE MILES (2144756) LOGOUT

SITES LOADS NOMINATION CONTRACTS MARKETING FINANCIAL BUSINESS DETAILS HANDBOOKS & FORMS

Business Details / My Dashboard

Season 2020/21 Report Summary 2020/21 Delivery Summary Report LoadNet Paddock Planner

Getting Started CLEAR FILTERS

Account Property Variety Grade Site

Snapshot

DELIVERY HECTARES	TONNES DELIVERED	AVERAGE YIELD	NUMBER OF LOADS	AVERAGE LOAD SIZE	AVERAGE CYCLE TIME	AVERAGE DISTANCE
6,902.00	10,221.69	1.33*	165	61.95	36**	COMING SOON*
The total hectares estimated as delivering to CBH.	The total tonnes delivered to CBH.	Delivery Hectares / Tonnes Delivered.	Delivered to CBH.	Tonnes per load delivered to CBH.	Minutes per load from CDF App.	Kilometres from paddock to CBH Site.

**Hectares, Average Yield and Average Distance only include loads that have a matching paddock estimate with hectares, commodity and variety recorded in Paddock Planner.
**Average Cycle Time only include loads delivered via the CDF App that have a cycle time recorded.*

Delivered Grade Splits

BARLEY CANOLA WHEAT

BFED1 SPAR1 CAN1 APW1 H1 H2

Link back through to **Paddock Planner** if you need to update your paddock estimates.

Expand your view to full screen.

If you have delivered loads that don't match your **Paddock Planner** this warning message will appear. See [page 9](#) for more information.

Snapshot provides some overall stats on your estimates and deliveries. See [page 7](#) for a closer look.

Delivered Grade Splits provides a visual of your grain deliveries by Commodity and Grade. See [page 8](#) for a closer look.

Keep scrolling to see more...

CBHLoadNet

 MY DELIVERY ACCOUNTS ▾ | JOANNE MILES (2144756) ▾ | LOGOUT

SITES
LOADS
NOMINATION
CONTRACTS
MARKETING
FINANCIAL
BUSINESS DETAILS
HANDBOOKS & FORMS

Business Details / My Dashboard

Season 2020/21 ▾ | Report Summary ▾
2020/21 Delivery Summary Report
LoadNet Paddock Planner >

Getting Started ▾ <

CLEAR FILTERS

Account ▾

Property ▾

Variety ▾

Grade ▾

Site ▾

Summary Table

Commodity	Variety	Load Grade	Hectares Planned for Delivery	Tonnes Delivered	Grade Split (%)	Avg. Yield	Avg. Protein (%)	Avg. Moisture Content (%)	Avg. Colour (Infratec)	Avg. Hectolitre Weight (kg/hl)	Avg. Oil Content (%)
Barley			2,427.00	3,987.15		1.64	10.2	11.6	57	66.68	
	Flinders		2,427.00	3,987.15		1.64	10.2	11.6	57	66.68	
		BFED1		3,258.97	82%		10.0	11.7	57	66.70	
		BFED3		64.32	2%		9.8	11.9	57	66.16	
		FLIN1		663.86	17%		11.1	10.9	57	66.62	
Canola			1,251.00	1,549.75		0.95	20.8	6.5			45.4
	Bonito ATR		1,251.00	1,549.75		0.95	20.8	6.5			45.4
		CAN1		1,549.75	100%		20.8	6.5			45.4
Wheat			3,224.00	4,684.79		1.25	11.0	11.2		79.47	
	Machete		832.00	1,290.14		1.01	13.6	9.4		81.59	
		AGP1		60.54	5%		14.3	7.5		81.78	
		H1		776.92	60%		14.3	8.3		81.58	
		H2		452.68	35%		12.4	11.4		81.60	
	Scepter (AGT)		2,392.00	3,394.65		1.34	10.0	11.9		78.66	

Summary Table provides a high level summary of your deliveries including **quality averages**. See [page 8](#) for a closer look.

COMING SOON you'll be able to select the quality preferences of what you want to see per grade.

How to use the Filters

The dashboard will report all your deliveries for all your **Accounts** and **Properties** by default.

Select the arrows to expand or collapse each filter to narrow or expand your view by selecting (ticking) one or more of the following:

Account - view deliveries for single or multiple accounts.

Property – view deliveries for single or multiple properties, paddocks and loads. Any **unknown**, **missing** or **unmatched** paddocks will be shown here, see [page 9](#) for more information.

Variety – view deliveries for single or multiple varieties sown for a commodity.

Grade – view deliveries for single or multiple grades delivered by commodity.

Site – view deliveries for single or multiple sites delivered to.

Using filters will update the information displayed in the sections of the report including the **Snapshot**, **Delivered Grade Splits** and **Summary Table**.

Select **CLEAR FILTERS** to re-set to the default view.

CLEAR FILTERS

Account

- (32970824) Grower & Co A
- (40548737) New Horizon Farming Co

Property

- (000019) Grower and Co Property
 - Loads with an unknown paddock
 - Loads with no paddock allocated
 - Loads with unmatched estimate
 - (P001) Paddock 001
 - (P004) Paddock 004
 - (P011) Paddock 011
 - 34000063 Wheat MOORA
 - 34000064 Wheat MOORA

Variety

- BARLEY
- CANOLA
- WHEAT
 - Chief (CL Plus)
 - Scepter (AGT)
 - Zen

Grade

- BARLEY
 - BFED1
 - PLAN2
 - SPAR1
- OATS
- WHEAT

Site

- BORDEN
- PINGRUP

A closer look at the Snapshot

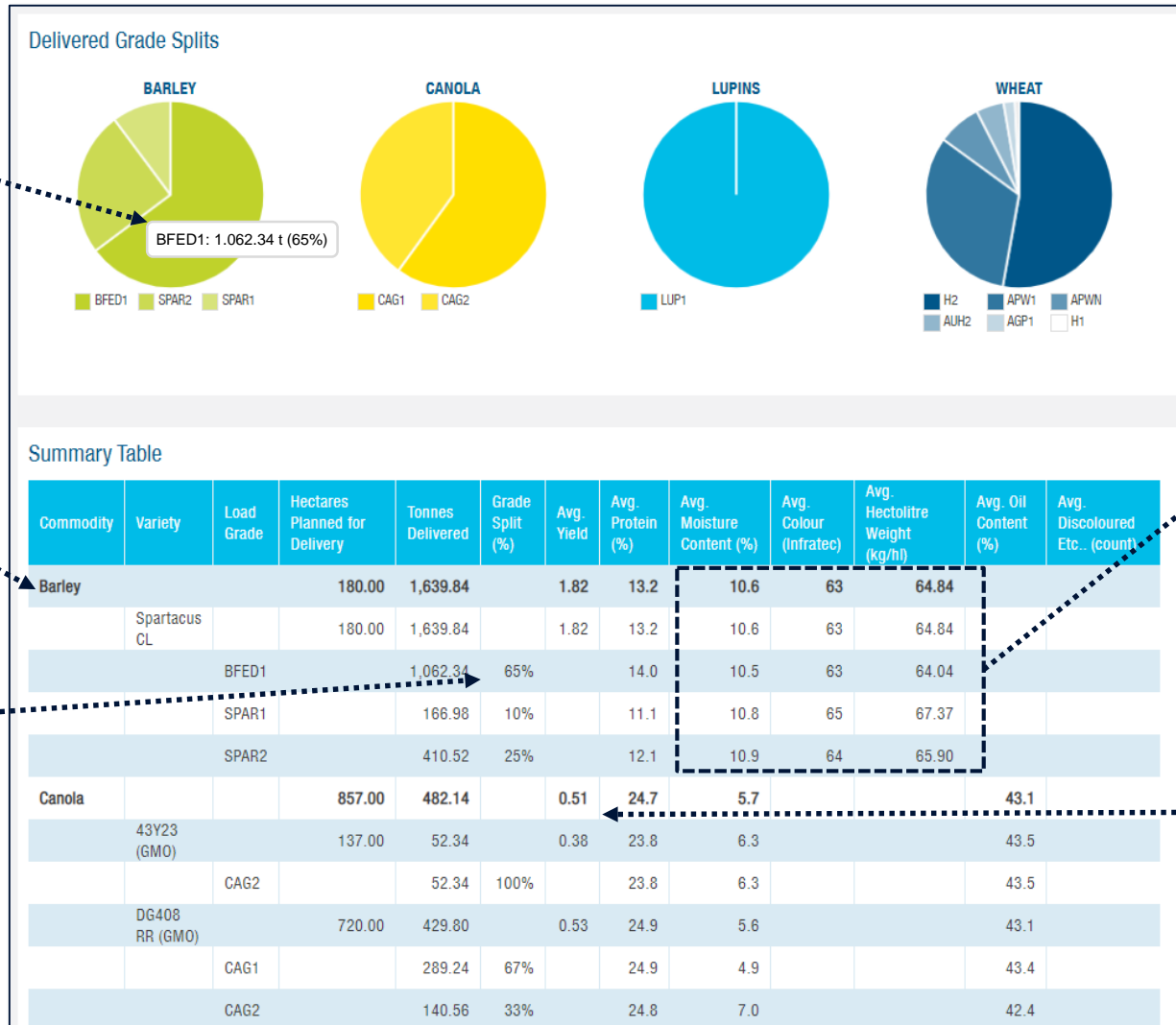
Provides overall stats from your estimates and deliveries.

Snapshot						
DELIVERY HECTARES	TONNES DELIVERED	AVERAGE YIELD	NUMBER OF LOADS	AVERAGE LOAD SIZE	AVERAGE CYCLE TIME	AVERAGE DISTANCE
6,902.00	10,221.69	1.33*	165	61.95	36**	COMING SOON*
The total hectares estimated as delivering to CBH.	The total tonnes delivered to CBH.	Delivery Hectares / Tonnes Delivered.	Delivered to CBH.	Tonnes per load delivered to CBH.	Minutes per load from CDF App.	Kilometres from paddock to CBH Site.
<i>*Hectares, Average Yield and Average Distance only include loads that have a matching paddock estimate with hectares, commodity and variety recorded in Paddock Planner.</i>						
<i>**Average Cycle Time only include loads delivered via the CDF App that have a cycle time recorded.</i>						

DELIVERY HECTARES	TONNES DELIVERED	AVERAGE YIELD	NUMBER OF LOADS	AVERAGE LOAD SIZE	AVERAGE DISTANCE	AVERAGE CYCLE TIME
The total hectares estimated as delivering to CBH from Paddock Planner.	The total tonnes you delivered to CBH for the season, regardless as to whether you provided an estimate.	Calculated by dividing the Delivery Hectares by the Tonnes Delivered .	The total number of loads you delivered to a CBH site for the season.	Calculated by dividing the Tonnes Delivered by the Number of Loads .	We're still working on this and we hope to have something for you soon!	An average of all the cycles times recorded on your delivered load if you used the CDF App.
Loads with paddocks that are unmatched or unknown will need be to updated. See page 9 for more information.	The Tonnes Delivered are used to calculate the Average Yield .	The Average Yield relies on the accuracy of the Delivery Hectares .				Loads not delivered with the CDF App will not be reflected in this average.
The Delivery Hectares is used to calculate the Average Yield .						Average Cycle Time is only available for 2020/21 season onwards.

A closer look at the Grade Splits & Summary

Provides a delivery summary including quality averages.



Hover over a section in the graph to view tonnes (t) and percent (%).

High level summary for each Commodity delivered.

View grade splits for each Variety delivered.

Average quality results for Commodity, Variety and Grade.

This will show the top three results for each commodity.

We're working on changes so you can choose your own quality results - watch this space!

Average Yield for Commodity and Variety.

Relies on accurate Paddock Planner and delivered loads matching to a valid paddock. See [page 9](#) for more information.

Loads with unknown, missing or unmatched paddocks

If you have **delivered loads that do not match your Paddock Planner**, they will not be included with certain results in the report (ie. Delivery Hectares, Average Yield and Average Distance).

You will see these loads under the **Property** filter. You can **expand** each to see a list of loads that do not match, and you can select the load to update the paddock information.

Paddocks may not match for the following reasons:

1. **Loads with an unknown paddock** mean that a paddock has been entered in the CDF (app or paper form) but the paddock is NOT in Paddock Planner. See [page 10](#) how to update the load.
2. **Loads with no paddock allocated** mean that a paddock was NOT entered in the CDF (app or paper form) when the load was delivered. See [page 10](#) on how to update the load.
3. **Loads with an unmatched estimate** mean that a valid paddock code was entered in the CDF (app or paper form) but the commodity or variety delivered does not match what you have entered for the paddock in Paddock Planner. See [page 11](#) on how to update the load or Paddock Planner.

You can either update the paddock detail on your loads for scenarios 1 and 2, or update your Paddock Planner for scenario 3.

Loads that are not matching Paddock Planner and are excluded from the report will be shown under the **Property** filter at the top.

Select a load under **Loads with an unknown paddock allocated** or **Loads with no paddock allocated** to update the load details for the paddock ([page 10](#)).

Select a load under **Loads with an unmatched estimate** to view the paddock details. You can then update the load details or your Paddock Planner estimate ([page 11](#)).

CBHLoadNet

Home SITES LOADS NOMINATION CONTRACTS MARKETING FINANCE BUSINESS DETAILS HANDBOOKS & FORMS

Business Details / My Dashboard

Season: 2020/21 Report: Summary 2020/21 Delivery Summary Report LoadNet Paddock Planner

Getting Started CLEAR FILTERS

Account

Property

- ☑ (000019) Grower and Co Property
 - ☑ Loads with an unknown paddock
 - 34000074 Wheat MOORA
 - 41000001 Barley AVON
 - 41000002 Barley AVON
 - 41000006 Barley AVON
 - ☑ Loads with no paddock allocated
 - 41000008 Barley AVON
 - 41000009 Barley AVON
 - 41000011 Barley AVON
 - ☑ Loads with unmatched estimate
 - 41000013 Barley AVON
 - 41000015 Barley AVON
 - 41000017 Barley AVON
 - 52000002 Barley BULYEE
 - 58900040 Wheat BORDEN
 - 58900046 Barley BORDEN

Snapshot

DELIVERY HECTARES	TONNES DELIVERED	AVERAGE YIELD	NUMBER OF LOADS	AVERAGE LOAD SIZE	AVERAGE CYCLE TIME	AVERAGE DISTANCE
0*	430.11	0*	7	61.44	36**	COMING SOON*
<small>The total hectares estimated as delivered to CBH.</small>	<small>The total tonnes delivered to CBH.</small>	<small>Delivery Hectares / Tonnes Delivered.</small>	<small>Delivered to CBH.</small>	<small>Tonnes per load delivered to CBH.</small>	<small>Minutes per load from CDF App.</small>	<small>Kilometres from paddock to CBH Site.</small>

*Hectares, Average Yield and Average Distance only include loads that have a matching paddock estimate with hectares, commodity and variety recorded in Paddock Planner.
**Average Cycle Time only include loads delivered via the CDF App that have a cycle time recorded.

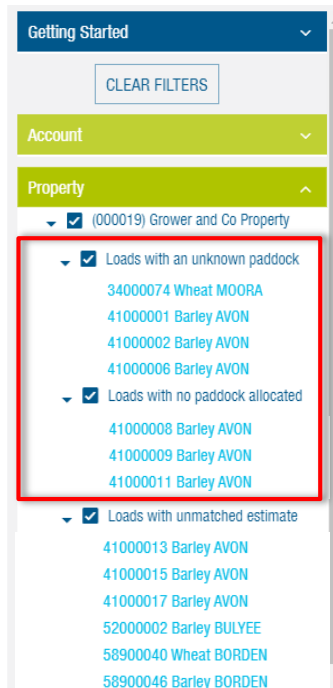
Delivered Grade Splits

BARLEY CANOLA WHEAT

BFED1 SPAR1 CAN1 APW1 H1 H2

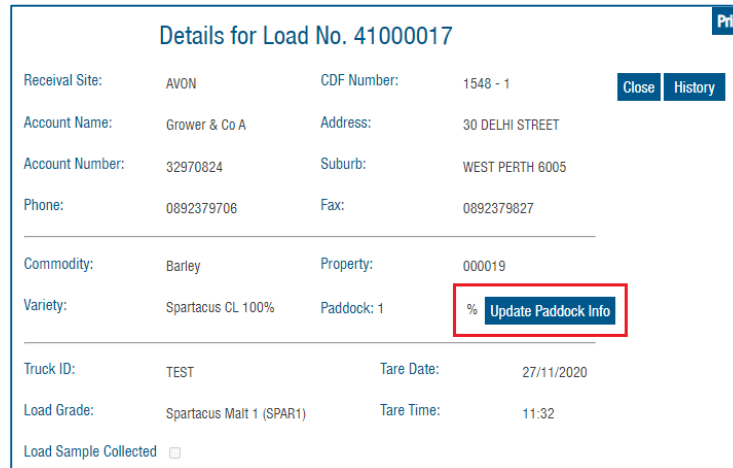
Update loads with an unknown or no paddock

1. **Loads with an unknown paddock** mean that a paddock has been entered in the CDF (app or paper form) but the paddock is NOT in Paddock Planner.
2. **Loads with no paddock allocated** mean that a paddock was NOT entered in the CDF (app or paper form) when the load was delivered.



SELECT LOAD

Select a load under **Loads with an unknown paddock allocated** or **Loads with no paddock allocated** to open the load details window.



SELECT PADDOCK


Select **Update Paddock Info** to open the window to update the paddock.



UPDATE PADDOCK

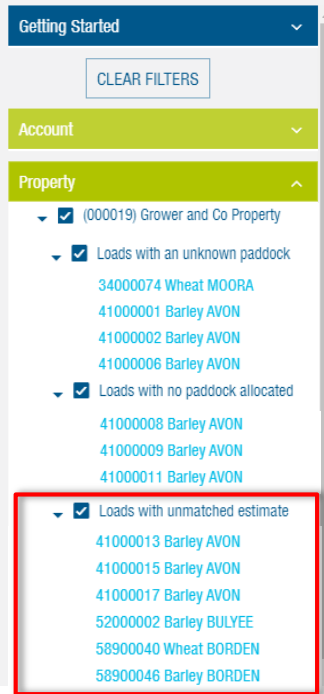
Enter the **Paddock Code** and **Paddock %** and select **Update**.

Select **Add Another Line** if you need to enter multiple paddocks.

Please note it may take a few minutes to update your report. The report will update each time the filter changes or you refresh your browser .

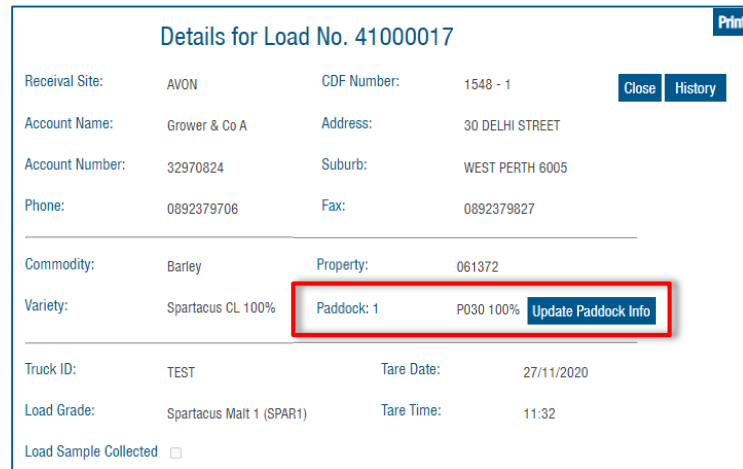
Update loads with an unmatched estimate

1. **Loads with an unmatched estimate** mean that a valid paddock code was entered in the CDF (app or paper form) but the commodity or variety does not match what you have entered for the paddock in Paddock Planner. You can update the load details or your Paddock Planner estimate.



SELECT LOAD

Select a load under **Loads with an unmatched estimate** to open the load details window.



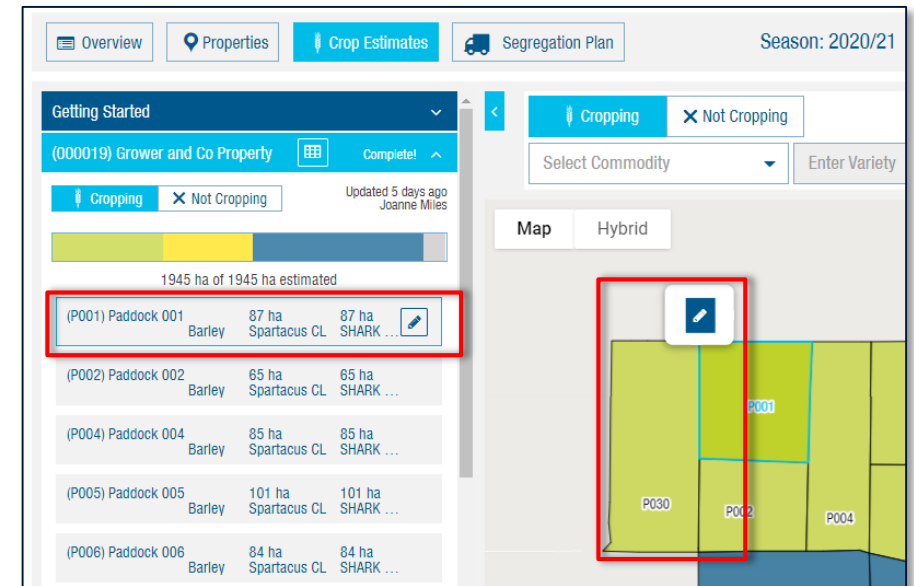
UPDATE LOAD

At this stage you can either **Update Paddock Info** if it is incorrect;

OR

UPDATE PADDOCK PLANNER

Update your **Paddock Planner** paddock details by selecting the **Edit** button (pencil icon).



Please note it may take a few minutes to update your report. The report will update each time the filter changes or you refresh your browser